

## VINTAGE FAN COOLED STOCK

Elimination Run		Round: 1							
R#	W/L	Entry#	Driver Name	Index	RT	60Ft	MPH	ET	Vehicle Info
49	W	880	B. Smith	0.00	0.29314	1.841	57.71	8.05288	
50	L	931	V. Civitares	0.00	0.37394	1.987	53.56	8.03124	
51	W	10	J. Goller, J	0.00	0.58465	2.200	54.78	8.79436	
52	L	28	P. SHELP	0.00	0.85454	2.444	18.21	10.17144	
Elimination Run		Round: 2							
83	L	10	J. Goller, J	0.00	0.48915	2.031	49.34	8.88492	
84	W	880	B. Smith	0.00	0.27423	1.825	57.79	7.86316	
85	W	931	V. Civitares	0.00	0.44525	1.911	58.95	8.11902	
86	L	28	P. SHELP	0.00	0.51382	2.353	16.07	10.08590	
Elimination Run		Round: 3							
119	L	10	J. Goller, J	0.00	0.07642	2.215	55.24	8.83298	
120	W	931	V. Civitares	0.00	0.37105	2.048	58.82	8.19698	
Elimination Run		Round: 4							
139	W	931	V. Civitares	0.00	0.46661	1.931	60.31	7.95925	
140	L	880	B. Smith	0.00	0.27834	1.847	55.67	8.19153	
Elimination Run		Round: 5							
155	W	880	B. Smith	0.00	0.27872	1.820	57.98	7.88854	
156	L	931	V. Civitares	0.00	0.37899	1.985	46.47	7.97855	



## VINTAGE LIQ. COOLED IMPRO

Elimination Run		Round: 1							
R#	W/L	Entry#	Driver Name	Index	RT	60Ft	MPH	ET	Vehicle Info
53	W	11	J. Kauffman	0.00	0.46658	2.037	64.83	7.65518	
54	L	880	B. Smith	0.00	0.56259	2.341	38.15	8.04133	
Elimination Run		Round: 2							
87	W	15	A. Kauffman	0.00	0.54216	1.681	73.99	6.64352	
88	L	11	J. Kauffman	0.00	0.45501	1.943	32.10	7.50457	
Elimination Run		Round: 3							
121	L	11	J. Kauffman	0.00	0.65067	1.704	65.99	7.35928	
122	W	880	B. Smith	0.00	0.37150	1.887	66.61	7.25467	
Elimination Run		Round: 4							
141	L	880	B. Smith	0.00	0.35107	1.895	66.96	7.35674	
142	W	15	A. Kauffman	0.00	0.46394	1.856	73.67	6.96247	




## STOCK UNSTUD 800 LQ. (SP)

### Elimination Run Round: 1

R#	W/L	Entry#	Driver Name	Index	RT	60Ft	MPH	ET	Vehicle Info
55	L	12	J. Weldon	0.00	0.58523	1.542	72.26	6.50837	
56	W	10	J. Goller, S	0.00	0.28135	1.763	77.63	6.49034	


### Elimination Run Round: 2

91	L	12	J. Weldon	0.00	0.32626	1.664	72.07	6.62538	
92	W	10	J. Goller, S	0.00	0.25973	1.715	76.20	6.45867	



## STOCK STUD 700LIQ. (SP)

Elimination Run		Round: 1							
R#	W/L	Entry#	Driver Name	Index	RT	60Ft	MPH	ET	Vehicle Info
57	W	2	C. Schuster	0.00	0.24189	2.109	56.31	7.80503	
58	L	14	J. Ruth	0.00	0.66398	2.338	31.76	7.99766	
59	L	18	B. Heintzelm	0.00	0.43779	1.545	73.97	6.46687	
60	W	20	J. Boring	0.00	0.26459	1.565	80.14	6.13429	
Elimination Run		Round: 2							
93	W	20	J. Boring	0.00	0.28655	1.521	80.10	6.14763	
94	L	2	C. Schuster	0.00	0.18819	2.179	22.77	7.65815	
95	L	14	J. Ruth	0.00	20.64850	2.392	62.19	8.13654	
96	W	18	B. Heintzelm	0.00	0.71715	1.565	73.31	6.45572	
Elimination Run		Round: 3							
123	L	2	C. Schuster	0.00	0.34758	2.065	68.58	7.42638	
124	W	18	B. Heintzelm	0.00	0.34994	1.616	73.31	6.51149	
Elimination Run		Round: 4							
143	L	18	B. Heintzelm	0.00	0.30008	1.601	75.36	6.43512	
144	W	20	J. Boring	0.00	0.30206	1.692	80.94	6.26050	




## IMPROVED 700

### Elimination Run Round: 1

R#	W/L	Entry#	Driver Name	Index	RT	60Ft	MPH	ET	Vehicle Info
61	W	19	T. Fram	0.00	0.09883	1.456	89.97	5.60129	
62	L	88T	J. KIMMY	0.00	0.22059	1.420	69.06	5.62879	

### Elimination Run Round: 2

97	L	88T	J. KIMMY	0.00	0.18310	1.445	86.40	5.72385	
98	W	19	T. Fram	0.00	0.09288	1.429	89.54	5.54824	



## IMPROVED 1000

### Elimination Run Round: 1

R#	W/L	Entry#	Driver Name	Index	RT	60Ft	MPH	ET	Vehicle Info
63	W	383	D. Thomas	0.00	0.12876	1.315	96.63	5.17124	
64	L	88J	S. Kimmy	0.00	0.16618	1.611	36.85	5.88712	

### Elimination Run Round: 2

99	L	88J	S. Kimmy	0.00	0.16932	1.433	92.44	5.52404	
100	W	383	D. Thomas	0.00	0.11608	1.395	85.99	5.35233	



## STOCK STUD 800 LIQ. (MP)

### Elimination Run Round: 1

R#	W/L	Entry#	Driver Name	Index	RT	60Ft	MPH	ET	Vehicle Info
65	L	12	J. Weldon	0.00	0.22670	1.603	74.90	6.48241	
66	W	20	J. Boring	0.00	0.26259	1.555	79.99	6.14309	

### Elimination Run Round: 2

101	L	12	J. Weldon	0.00	0.21317	1.616	74.35	6.49270	
102	W	20	J. Boring	0.00	0.27480	1.516	81.22	6.03907	



## VINTAGE LIQ COOLED STOCK

### Elimination Run Round: 1

R#	W/L	Entry#	Driver Name	Index	RT	60Ft	MPH	ET	Vehicle Info
67	W	21	A. Kauffman	0.00	0.32406	1.770	63.60	7.32016	
68	L	931	V. Civitares	0.00	0.35813	2.003	28.69	8.14532	

### Elimination Run Round: 2

103	L	931	V. Civitares	0.00	0.43361	1.908	59.04	7.98747	
104	W	21	A. Kauffman	0.00	0.37464	1.753	63.87	7.34432	






## IMPROVED TRAIL 700

Elimination Run		Round: 1							
R#	W/L	Entry#	Driver Name	Index	RT	60Ft	MPH	ET	Vehicle Info
69	L	33	J. Gift	0.00	0.08838	1.592	75.16	6.48063	
70	W	13	S. Bright	0.00	0.14867	1.749	79.24	6.36957	
71	W	19	T. Fram	0.00	0.23592	1.534	83.34	6.01261	
72	L	932	G. Maser	0.00	0.25347	1.571	60.27	6.19900	
Elimination Run		Round: 2							
109	L	13	S. Bright	0.00	0.20542	1.836	79.68	6.61954	
110	W	20	J. Boring	0.00	0.28237	1.527	81.55	6.04709	
111	L	33	J. Gift	0.00	0.03029	1.634	75.03	6.53753	
112	W	932	G. Maser	0.00	0.28084	1.554	80.01	6.20768	
Elimination Run		Round: 3							
125	W	19	T. Fram	0.00	0.20446	1.602	83.92	6.08417	
126	L	20	J. Boring	0.00	0.35900	1.627	57.32	6.17608	
127	L	13	S. Bright	0.00	0.16848	1.797	79.97	6.52183	
128	W	932	G. Maser	0.00	0.41952	1.514	80.58	6.14136	
Elimination Run		Round: 4							
149	L	932	G. Maser	0.00	0.11011	1.697	80.19	6.39825	
150	W	20	J. Boring	0.00	0.22657	1.654	81.09	6.21316	
Elimination Run		Round: 5							
161	W	19	T. Fram	0.00	0.16150	1.632	83.88	6.12554	
162	L	20	J. Boring	0.00	0.37383	1.722	49.67	6.28036	



## STOCK STUD 600 LIQ (SP)

Elimination Run			Round: 1						
R#	W/L	Entry#	Driver Name	Index	RT	60Ft	MPH	ET	Vehicle Info
73	L	2	C. Schuster	0.00	0.42885	2.167	67.32	7.66933	
74	W	3	M. LISKA	0.00	0.25513	1.809	68.02	7.09739	
75	L	880	B. Smith	0.00	0.22921	1.714	72.54	6.91267	
76	W	18	B. Heintzelm	0.00	0.65326	1.529	72.87	6.46582	
Elimination Run			Round: 2						
105	L	15	A. Kauffman	0.00	0.46188	1.910	71.57	7.13102	
106	W	3	M. LISKA	0.00	0.26132	1.824	67.86	7.13809	
107	W	880	B. Smith	0.00	0.47027	1.413	71.65	6.62323	
108	L	2	C. Schuster	0.00	0.24022	2.116	34.53	7.52620	
Elimination Run			Round: 3						
129	L	3	M. LISKA	0.00	0.36799	1.786	68.55	7.07309	
130	W	18	B. Heintzelm	0.00	0.62200	1.534	73.35	6.45064	
131	W	880	B. Smith	0.00	0.30177	1.558	71.90	6.72786	
132	L	15	A. Kauffman	0.00	0.40625	1.809	49.23	6.90886	
Elimination Run			Round: 4						
145	W	880	B. Smith	0.00	0.21692	1.691	75.18	6.70680	
146	L	3	M. LISKA	0.00	0.21727	1.855	42.56	7.15985	
Elimination Run			Round: 5						
159	L	880	B. Smith	0.00	0.20469	1.729	75.60	6.77615	
160	W	18	B. Heintzelm	0.00	0.42268	1.616	74.45	6.45939	




## IMPROVED TRAIL 800

Elimination Run		Round: 1							
R#	W/L	Entry#	Driver Name	Index	RT	60Ft	MPH	ET	Vehicle Info
77	L	33	J. Gift	0.00	0.18657	1.571	75.18	6.45312	
78	W	20	J. Boring	0.00	0.38634	1.576	80.77	6.14587	
Elimination Run		Round: 2							
117	L	20	J. Boring	0.00	0.30262	1.659	81.32	6.22644	
118	W	13	S. Bright	0.00	0.19288	1.689	80.74	6.25310	
Elimination Run		Round: 3							
133	W	20	J. Boring	0.00	0.27517	1.666	80.95	6.24469	
134	L	33	J. Gift	0.00	0.06329	1.633	73.11	6.51401	
Elimination Run		Round: 4							
151	L	20	J. Boring	0.00	0.33406	1.764	81.31	6.40120	
152	W	13	S. Bright	0.00	0.14911	1.764	82.13	6.30077	




## STOCK STUD 700 LIQ. (MP)

Elimination Run		Round: 1							
R#	W/L	Entry#	Driver Name	Index	RT	60Ft	MPH	ET	Vehicle Info
79	W	12	J. Weldon	0.00	0.60410	1.585	74.06	6.48437	
80	L	14	J. Ruth	0.00	0.44792	2.318	22.67	8.01813	
Elimination Run		Round: 2							
113	W	20	J. Boring	0.00	0.31531	1.674	80.63	6.26621	
114	L	12	J. Weldon	0.00	0.22047	1.611	67.01	6.47176	
Elimination Run		Round: 3							
135	L	14	J. Ruth	0.00	0.69062	2.420	59.85	8.16851	
136	W	12	J. Weldon	0.00	0.19731	1.647	73.94	6.55114	
Elimination Run		Round: 4							
153	W	20	J. Boring	0.00	0.24157	1.645	81.61	6.17388	
154	L	12	J. Weldon	0.00	0.24867	1.619	52.03	6.47776	



## IMPROVED 800

Elimination Run		Round: 1							
R#	W/L	Entry#	Driver Name	Index	RT	60Ft	MPH	ET	Vehicle Info
81	L	88T	J. Kimmy	0.00	0.27794	1.433	86.97	5.70265	
82	W	88J	S. Kimmy	0.00	0.17514	1.485	90.80	5.60776	
Elimination Run		Round: 2							
115	L	19	T. Fram	0.00	0.07308	1.487	89.74	5.61457	
116	W	88J	S. Kimmy	0.00	0.21793	1.407	89.69	5.46818	
Elimination Run		Round: 3							
137	W	19	T. Fram	0.00	0.14597	1.438	90.67	5.56259	
138	L	88T	J. Kimmy	0.00	0.48091	1.179	66.36	5.40732	
Elimination Run		Round: 4							
147	W	19	T. Fram	0.00	0.06232	1.467	90.47	5.59306	
148	L	88J	S. Kimmy	0.00	0.17181	1.429	84.39	5.51730	
Elimination Run		Round: 5							
157	L	19	T. Fram	0.00	0.02381	1.525	83.45	5.71501	
158	W	88J	S. Kimmy	0.00	0.11607	1.409	90.13	5.51955	




## TIMED CLASS

TimeTrial		Round: 1							
R#	W/L	Entry#	Driver Name	Index	RT	60Ft	MPH	ET	Vehicle Info
1	W	383	D. Thomas	0.00	0.14322	1.382	96.04	5.28555	
2	L	932	G. Maser	0.00	0.31537	1.720	23.90	6.52107	
3	W	21	A. Kauffman	0.00	0.36799	2.563	43.18	10.95669	
4	L	28	P. SHELP	0.00	0.79172	4.487	8.24	14.94752	
5	W	19	T. Fram	0.00	0.21935	1.594	83.73	6.03962	
6	L	3	M. LISKA	0.00	0.19874	1.902	26.57	7.21359	
7	L	3	M. LISKA	0.00	0.22540	1.833	70.50	7.07419	
8	W	932	G. Maser	0.00	0.30507	1.735	79.25	6.47143	
9	W	21	A. Kauffman	0.00	0.41426	2.340	49.34	9.76057	
10	L	28	P. SHELP	0.00	0.79933	4.219	44.39	16.31533	
11	L	19	T. Fram	0.00	0.28102	1.623	84.16	6.10142	
12	W	383	D. Thomas	0.00	0.01855	1.470	97.53	5.33772	
13	W	25	L. Greco	0.00	0.04713	1.991	75.64	6.87365	
14	D2	BYE		0.00	0.00000	0.000	0.00	0.00000	

Elimination Run		Round: 1							
15	L	21	A. Kauffman	9.60	0.35449	2.518	48.02	10.10947	
16	W	3	M. LISKA	7.00	0.33133	1.779	70.22	7.00411	
17	L	19	T. Fram	6.00	-0.24829	1.581	83.43	6.08542	
18	W	932	G. Maser	6.44	0.23718	1.706	32.01	6.90041	
19	L	25	L. Greco	6.85	0.09304	1.934	73.35	6.94267	
20	W	383	D. Thomas	5.29	0.03707	1.453	81.95	5.37298	

Elimination Run		Round: 2							
21	W	28	P. SHELP	12.00	1.44124	5.334	22.73	22.22002	
22	L	3	M. LISKA	7.00	0.46629	1.756	70.48	6.99070	
23	W	383	D. Thomas	5.29	0.16438	1.373	90.74	5.32514	
24	L	932	G. Maser	6.44	0.26663	1.734	73.65	6.48487	
25	L	19	T. Fram	6.00	0.25384	1.596	83.39	6.12680	
26	W	25	L. Greco	6.85	0.07996	1.907	72.12	7.09268	

Elimination Run		Round: 3							
35	W	25	L. Greco	6.85	0.10833	1.896	67.20	7.01382	
36	L	3	M. LISKA	6.90	0.25707	1.799	52.79	7.09554	



## TIMED CLASS


Elimination Run			Round: 3						
R#	W/L	Entry#	Driver Name	Index	RT	60Ft	MPH	ET	Vehicle Info
37	W	21	A. Kauffman	10.20	0.29894	2.378	48.71	9.85682	
38	L	932	G. Maser	6.44	-0.40000	1.858	77.49	6.68886	
Elimination Run			Round: 4						
43	L	21	A. Kauffman	9.85	0.29864	2.726	46.90	10.51020	
44	W	25	L. Greco	6.82	0.09361	1.881	53.73	7.20231	
Elimination Run			Round: 5						
47	W	383	D. Thomas	5.29	0.12214	1.378	95.07	5.28876	
48	L	25	L. Greco	6.82	0.05226	1.854	72.60	6.80292	



## mini sled stock

Elimination Run		Round: 1							
R#	W/L	Entry#	Driver Name	Index	RT	60Ft	MPH	ET	Vehicle Info
27	W	24	G. Heintzelm	0.00	1.19720	5.491	14.41	27.48792	
28	L	6	S. Scott	0.00	1.75394	8.359	1.83	48.34448	
29	L	5		0.00	0.33141	4.606	14.72	22.07198	
30	W	4		0.00	0.74778	2.554	36.23	11.82752	
Elimination Run		Round: 2							
31	W	24	G. Heintzelm	0.00	0.91301	4.852	15.06	25.83282	
32	L	1	C. Zorn	0.00	0.93298	5.547	2.37	41.78415	
Elimination Run		Round: 3							
39	W	1	C. Zorn	0.00	0.72432	5.631	8.34	42.19947	
40	L	6	S. Scott	0.00	2.51378	6.412	2.73	51.44418	
Elimination Run		Round: 4							
45	W	24	G. Heintzelm	0.00	1.18421	4.648	15.14	25.37065	
46	L	1	C. Zorn	0.00	0.50855	5.783	2.36	42.17318	





## mini sled mod.

### Elimination Run Round: 1

R#	W/L	Entry#	Driver Name	Index	RT	60Ft	MPH	ET	Vehicle Info
33	L	9	B. Eicher	0.00	0.56659	3.241	31.76	13.35048	
34	W	4	T. Scott	0.00	0.59806	2.612	34.25	11.98461	

### Elimination Run Round: 2

41	L	9	B. Eicher	0.00	0.16475	3.087	31.32	13.43479	
42	W	4	T. Scott	0.00	0.72485	2.262	37.14	11.29415	